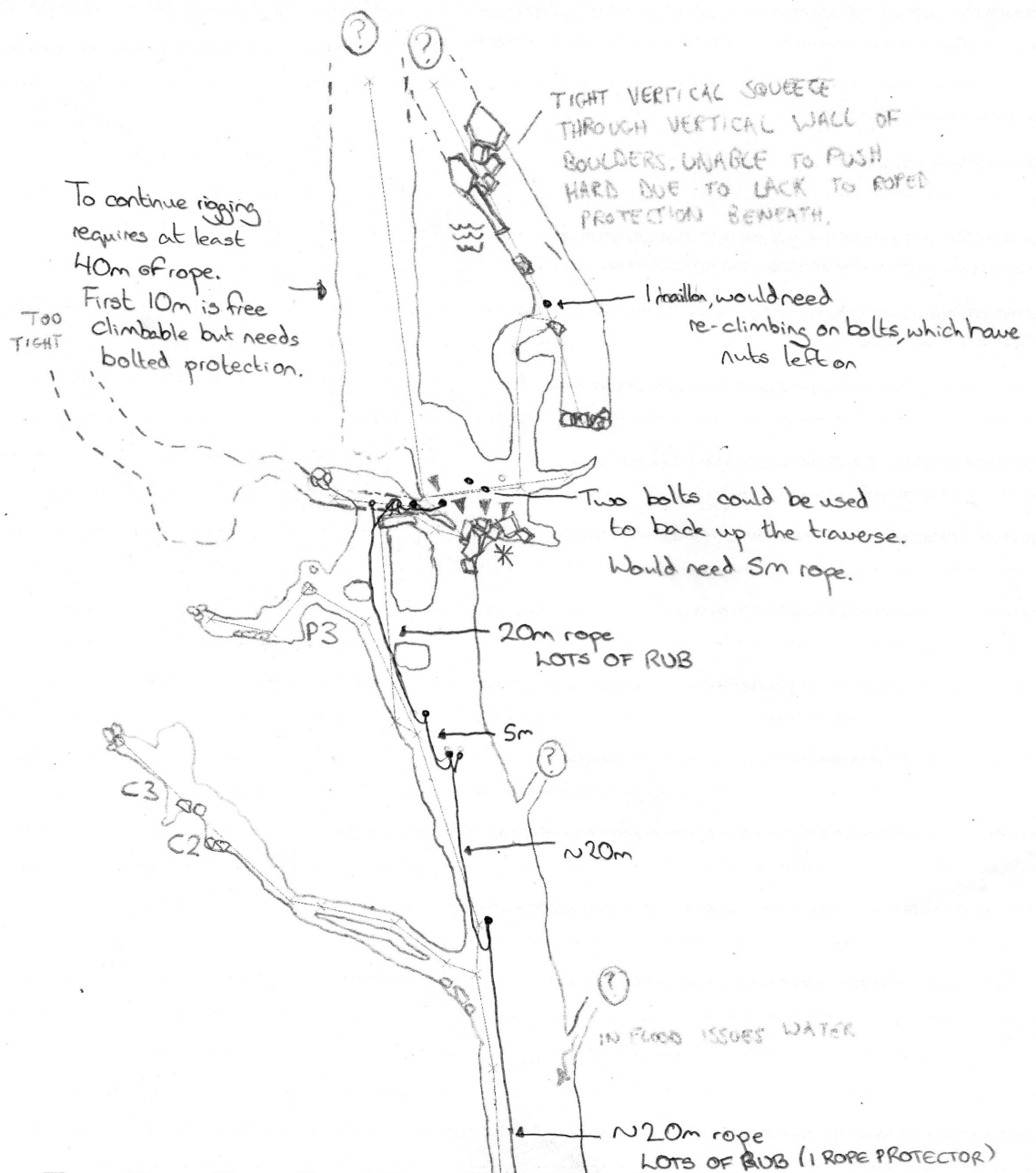
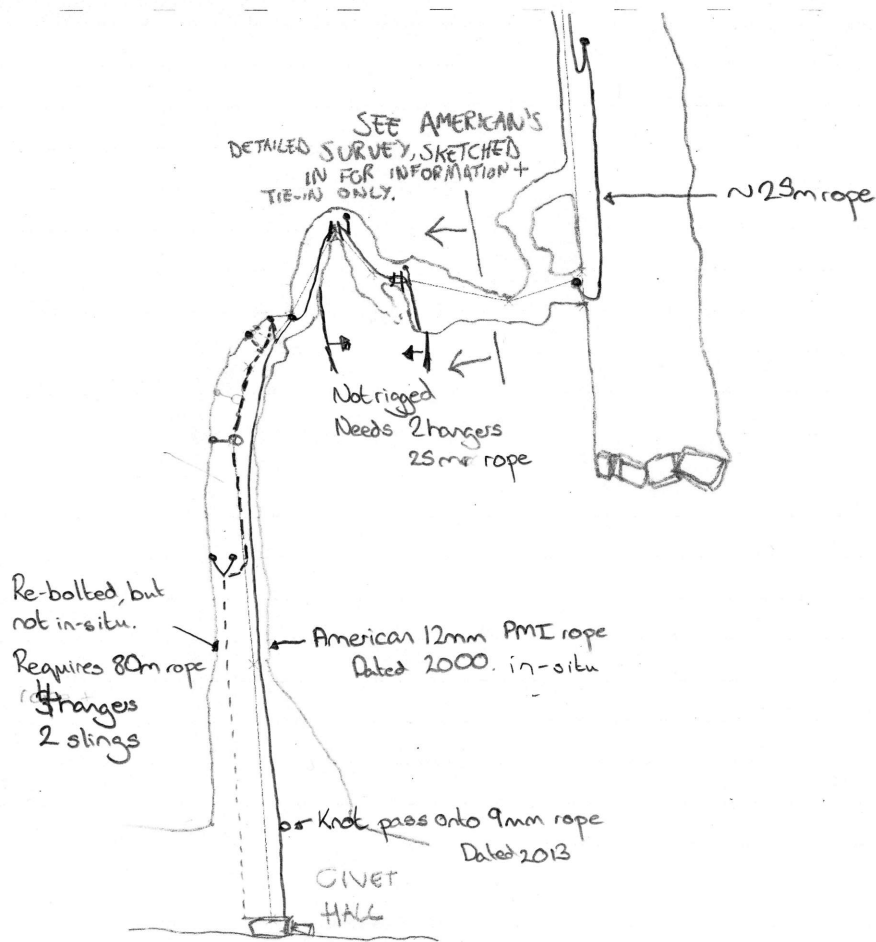


DRAWN BY JEFF WADE 24/10/2013
OTHER TEAM MEMBERS ROSIE HADFIELD.

SKETCH INCORPORATES ROB MIDDLETON'S DRAWN ON 21/10/2013.






DRAWN BY JEFF WADE 24/10/2013
 OTHER TEAM MEMBERS ROSIE HADFIELD.
 SKETCH INCORPORATES ROB MIDDLETON'S DRAWN ON 21/10/2013.

Note: All up-ropes are insitu; they are minimalistically rigged and need inspecting for rub points & wear especially at the last 20m pitch.

Kit left: 4x troll hangers 7maillons
 2x titanium hangers 2 snaggates
 4x petzle hangers 1 screwgates

Smack*my_pitch_up_and_Paupers_Pitch	Elevation on	
Elevation facing 315°	225°	045°
Scale 1:500	↔	

Scale (1m)



Survex 1.2.6 - <http://survex.com/>