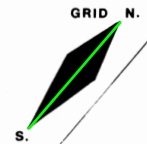
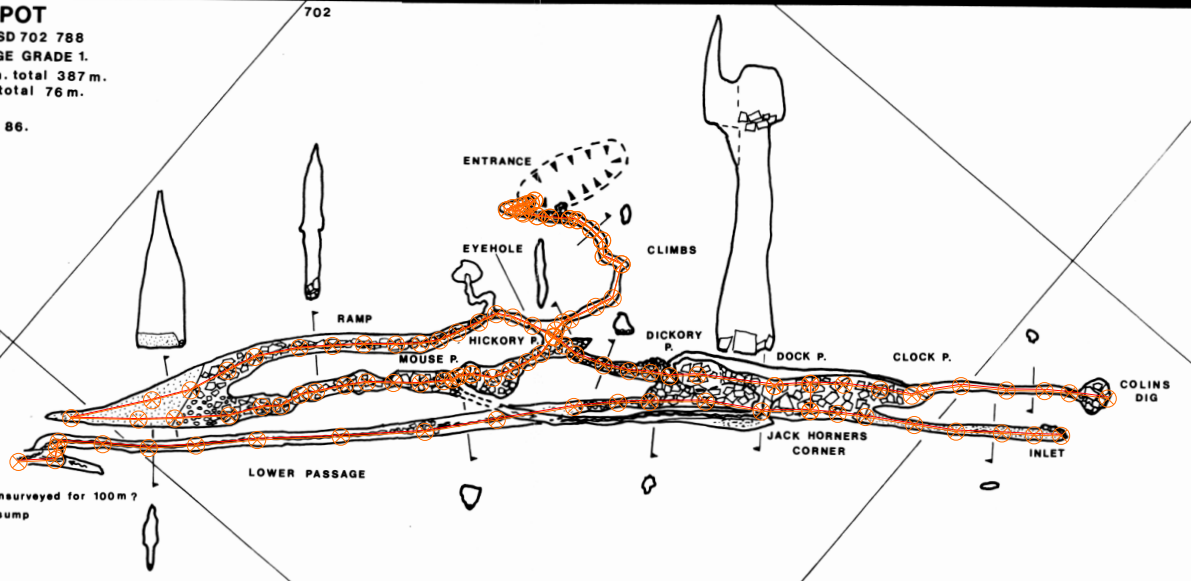


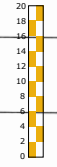
CRAFTSMAN'S POT
 WEST KINGSDALE NGR SD 702 788
 GRADE 5c. LOWER PASSAGE GRADE 1.
 LENGTH surveyed 237 m. total 387 m.
 DEPTH surveyed 66 m. total 76 m.
 ALT. 366 m.
 SURVEYED D.C.C. & N.C.C. 86.



Continues unsurveyed for 100m?
to silted sump



366 m 702 788



356 m
346 m
336 m
326 m
316 m
306 m
296 m

TO SUMP

